

A a

A A A A A A A A A A

A A A A A A A A A A

a a a a a a a a a a a a

a a a a a a a a a a a a

A a

A A A A A A A A A A

A A A A A A A A A A

a a a a a a a a a a a a

a a a a a a a a a a a a



auto

A a
A a

A A A A A A A A A A A

A A A A A A A A A A A

A A A A

a a a a a a a a a a a a a

a a a a a a a a a a a a a

a a a a a

A a A a A a A a A a A a

Który wyraz jest nazwą obrazka ?



6

1 but	2 mur	3 rak	4 lew	5 nos	6 łuk
7 pas	8 kot	9 oko	10 hak	11 dom	12 ser




7



a A


a A




a p a r a t

a pa rat

apararat




a A



A P A R A T A R B U Z

Handwriting practice card for the letter 'm'. The card is divided into four quadrants. The top-left quadrant shows a cursive uppercase 'M' with red arrows and numbers 1, 2, and 3 indicating stroke order: 1 is a counter-clockwise curve from the bottom left to the middle, 2 is a vertical line down from the top to the middle, and 3 is a vertical line down from the top to the middle. The top-right quadrant shows a bold, black uppercase 'M'. The bottom-left quadrant shows a cursive lowercase 'm' with red arrows and numbers 1 and 2 indicating stroke order: 1 is a counter-clockwise curve from the bottom left to the middle, and 2 is a vertical line down from the middle to the bottom. The bottom-right quadrant shows a bold, black lowercase 'm'. In the center of the card is a brown teddy bear. At the bottom, there are two boxes: the left one contains the word 'miś' in cursive on a blue-lined background, and the right one contains the word 'miś' in bold black font on a white background. A small 'VISUAL' logo is visible in the bottom right corner of the card.

Large handwriting practice lines for the letter 'm'. The left side shows a large uppercase 'M' with red arrows and numbers 1, 2, and 3 indicating stroke order: 1 is a counter-clockwise curve from the bottom left to the middle, 2 is a vertical line down from the top to the middle, and 3 is a vertical line down from the top to the middle. The right side shows a large lowercase 'm' with red arrows and numbers 1, 2, and 3 indicating stroke order: 1 is a counter-clockwise curve from the bottom left to the middle, 2 is a vertical line down from the middle to the bottom, and 3 is a counter-clockwise curve from the bottom to the middle.


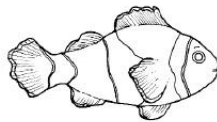


maki m-a-k-i
ma-ki maki

Zaznacz w okienkach na niebiesko miejsce głoski m.



Pokoloruj przedmioty, w których nazwach słyszysz głoskę m.



Zaznacz w wyrazach litery m - małe i duże.

Marek

mewa

Mamry

mama

miód

mak

Mazur

gumka

dom

lampa

tama

Mirka

m M m M



ma-ma

m a m a

mama


Spróbuj odnaleźć drukowane literki **M**, **m**.

M

m

M i a T m g y z h m N b f D M c i e m l r W I
i S m a T M r e M k l h m d M n g t b m i w l m E a M

Napisz palcem po śladzie litery *M*, *m*.



Spróbuj odnaleźć pisane litery *M*, *m*.



M m



M

m

M m

M


m

M m

M

m

M m



M m

M m

M M M M M M M M M M

M M M M M M M M M M



M M M M



m m m m m m m m m m

m m m m m m m m m m

m m m m

M m M m M m M m M m






$5 - 4 = \square$



$6 - 3 = \square$



$7 - 2 = \square$




$8 - 4 = \square$



$9 - 7 = \square$



$10 - 5 = \square$



$5 - 1 = \square$

$\square - 3 = 5$

$4 - 0 = \square$

$\square - 8 = 3$

$3 - 2 = \square$

$10 - \square = 4$

A boat-shaped arrangement of circles containing arithmetic problems. The problems are arranged in rows from top to bottom:

- Row 1: $5+5$, $2+4$, $9-1$, $8+2$, $7-3$
- Row 2: $7-2$, $1+3$, $4+6$, $9-3$, $8-3$, $5+1$
- Row 3: $9-4$, $4+4$, $8-2$, $7-1$, $6-1$, $5+2$, $6-2$
- Row 4: $2+6$, $3+4$, $8+1$, $3+7$, $3+3$
- Row 5: $6+3$, $3+4$, $9-5$, $2+3$
- Row 6: $8-4$, $2+7$, $3+5$, $3+3$
- Row 7: $2+2$

Legend:

- Blue circle: -10
- Red circle: -9
- Yellow circle: -8
- Green circle: -7
- Brown circle: -6
- Purple circle: -5
- Orange circle: -4